

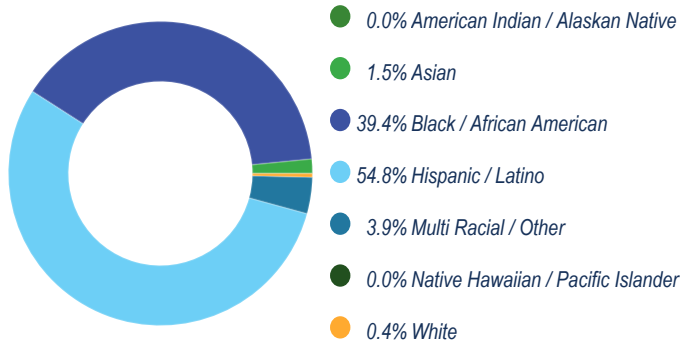


# ROBERTO CLEMENTE SCHOOL

## 2021-22 SCHOOL PROGRESS REPORT ON EDUCATION AND EQUITY

School Code | 7730 Sector | District Network | Network 11  
Principal Name | Ms Claudette Williams-Stone  
Address | 122 W Erie Ave  
Phone | 215-400-3930 Website | clemente.philasd.org/  
Report Type | Middle School Grades in Report | 6-8  
Admissions Category | Neighborhood  
Turnaround Model | Acceleration  
Receives HS Report | No  
Oct 1 Enrollment | 259

### Student Enrollment and Demographics



**320**

Total Number of Students Served for  
10+ Days Over the Year

**24.3%**

% Students with IEPs

**23.6%**

% English Learners

**90.0%**

% Economically Disadvantaged

### Student Attendance

**33.4%**

% Students Attending at Least 95%  
of Instructional Days

**55.6%**

% Students Attending at Least 90%  
of Instructional Days

### Score Level

**Level 5**

### Performance

At or Above Target in **12.5 %**  
1 out of 8 Eligible Metrics

### Improvement

Insufficient Data for Score

### Goal Performance (All Students)

**GOAL 1 | PSSA ELA % of Students Proficient  
or Advanced (Grades 3-8)**

**Score: 11.1 %**



-31.4 pts from 2021-2022 target

NOT MEETING

no data prior year

**GOAL 2 | PSSA ELA % of Students Proficient  
or Advanced (Grade 3)**

**Ineligible by Report Type**

**GOAL 3 | PSSA Math % of Students Proficient  
or Advanced (Grades 3-8)**

**Score: 1.8 %**



-26.9 pts from 2021-2022 target

NOT MEETING

no data prior year

- Meeting Target
- Not Meeting Target

### Performance

### Improvement

### Level

#### American Indian / Alaskan Native

Insufficient Data  
for Score

Insufficient Data  
for Score

#### Asian

Insufficient Data  
for Score

Insufficient Data  
for Score

#### Black / African American

Insufficient Data  
for Score

Insufficient Data  
for Score

#### Hispanic / Latino

Insufficient Data  
for Score

Insufficient Data  
for Score

#### Multi Racial / Other

Insufficient Data  
for Score

Insufficient Data  
for Score

#### Native Hawaiian / Pacific Islander

Insufficient Data  
for Score

Insufficient Data  
for Score

#### White

Insufficient Data  
for Score

Insufficient Data  
for Score

#### English Learners

Insufficient Data  
for Score

Insufficient Data  
for Score

#### Students with IEPs

Insufficient Data  
for Score

Insufficient Data  
for Score

#### Economically Disadvantaged

Insufficient Data  
for Score

Insufficient Data  
for Score

# Reading/ELA: Every Student Reads On or Above Grade Level

## Goal 1 - Reading Grades 3-8

School Code | 7730 School Name | Roberto Clemente School

**Goal 1:** The percentage of students in grades 3-8 who are proficient on the state ELA assessment will grow from 35.7% in August 2019 to 65.0% by August 2026

### PSSA ELA: % of Students Proficient or Advanced, Grades 3-8

**All Students, 172 students**

**Score: 11.1 %**



**2021-2022 Target: 42.5 %**

-31.4 pts from target

**2025-2026 Goal: 65.0 %**

-53.9 pts from target

NOT MEETING

no data prior year



- Meeting Target
- Not Meeting Target

**American Indian / Alaskan Native**

Insufficient Sample

**Asian**

Insufficient Sample

**Black / African American, 65 students**

**Score: 10.8 %**

-31.7 pts from target

NOT MEETING

no data prior year



**Hispanic / Latino, 98 students**

**Score: 7.1 %**

-35.4 pts from target

NOT MEETING

no data prior year



**Multi Racial / Other**

Insufficient Sample

**Native Hawaiian / Pacific Islander**

Insufficient Sample

**White**

Insufficient Sample

**English Learners, 38 students**

**Score: 7.9 %**

-34.6 pts from target

NOT MEETING

no data prior year



**Students with IEPs, 47 students**

**Score: 17.0 %**

-25.5 pts from target

NOT MEETING

no data prior year



**Economically Disadvantaged, 156 students**

**Score: 10.9 %**

-31.6 pts from target

NOT MEETING

no data prior year



# Reading/ELA: Every Student Reads On or Above Grade Level

## Goal 2 - Reading Grade 3

School Code | 7730 School Name | Roberto Clemente School

**Goal 2:** The percentage of 3rd grade students who are proficient on the state ELA assessment will grow from 32.5% in August 2019 to 62.0% by August 2026

### PSSA ELA: % of Students Proficient or Advanced, Grade 3

#### All Students

Ineligible by Report Type

American Indian / Alaskan Native

Ineligible by Report Type

Asian

Ineligible by Report Type

Black / African American

Ineligible by Report Type

Hispanic / Latino

Ineligible by Report Type

Multi Racial / Other

Ineligible by Report Type

Native Hawaiian / Pacific Islander

Ineligible by Report Type

White

Ineligible by Report Type

English Learners

Ineligible by Report Type

Students with IEPs

Ineligible by Report Type

Economically Disadvantaged

Ineligible by Report Type

● Meeting Target

● Not Meeting Target

# Math & Science: Every Student Performs On or Above Grade Level

## Goal 3 - Math Grades 3-8

School Code | 7730 School Name | Roberto Clemente School

**Goal 3:** The percentage of students in grades 3-8 who are proficient on the state Math assessment will grow from 21.6% in August 2019 to 52.0% by August 2026

### PSSA Math: % Students Proficient or Advanced, Grades 3-8

All Students, 168 students

Score: **1.8 %**



2021-2022 Target: 28.7 %

-26.9 pts from target

2025-2026 Goal: 52.0 %

-50.2 pts from target

NOT MEETING

no data prior year



### PSSA Science

% of Students Proficient or Advanced in Science (Grades 4 and 8)

**2.7 %**

2 out of 74 students

American Indian / Alaskan Native

Insufficient Sample

Asian

Insufficient Sample

Black / African American, 64 students

Score: **3.1 %**

-25.6 pts from target

NOT MEETING

no data prior year



Hispanic / Latino, 93 students

Score: **1.1 %**

-27.6 pts from target

NOT MEETING

no data prior year



Multi Racial / Other

Insufficient Sample

Native Hawaiian / Pacific Islander

Insufficient Sample

White

Insufficient Sample

English Learners, 42 students

Score: **0.0 %**

-28.7 pts from target

NOT MEETING

no data prior year



Students with IEPs, 46 students

Score: **6.5 %**

-22.2 pts from target

NOT MEETING

no data prior year



Economically Disadvantaged, 152 students

Score: **2.0 %**

-26.7 pts from target

NOT MEETING

no data prior year



# Climate, Culture & Opportunity

## Guardrail 1 - Welcoming and Supportive Schools

School Code | 7730 School Name | Roberto Clemente School

**Guardrail 1:** Every school will be a safe, welcoming and healthy place where our students, staff and community want to be and learn each day. This means that our schools will be: 1) environmentally safe and clean; and 2) spaces with inclusive climates that provide students with access to robust social, emotional, and mental health supports.

### School Climate Score

Score: 4.3



2021-2022 Target: 7.0  
-2.7 pts from target

2025-2026 Goal: 7.0  
-2.7 pts from target

NOT MEETING

no data prior year



### School Climate Survey

5.9/10  
Student Rating

8.6/10  
Parent Rating

2.5/10  
Teacher Rating

### School Instruction Score

Score: 6.5



2021-2022 Target: 8.0  
-1.5 pts from target

2025-2026 Goal: 8.0  
-1.5 pts from target

NOT MEETING

no data prior year



### School Instruction Survey

6.5/10  
Student Rating

6.8/10  
Parent Rating

6.3/10  
Teacher Rating

- Meeting Target
- Not Meeting Target



Yes



School Has at Least 2 Behavioral/Mental Health Support FTEs per 500 Students

# Climate, Culture & Opportunity

## Guardrail 1 - Welcoming and Supportive Schools

School Code | 7730 School Name | Roberto Clemente School

**Guardrail 1:** Every school will be a safe, welcoming and healthy place where our students, staff and community want to be and learn each day. This means that our schools will be: 1) environmentally safe and clean; and 2) spaces with inclusive climates that provide students with access to robust social, emotional, and mental health supports.

% of Students Attending at Least 95% of Instructional Days	% of Students Attending	
<p><b>All Students: 320 Students</b></p> <p style="text-align: center;"><b>Score: 33.4 %</b></p>  <p>2021-2022 Target: 52.9 % -19.5 pts from target</p> <p>2025-2026 Goal: 60.0 % -26.6 pts from target</p> <p><b>NOT MEETING</b> no data prior year</p>	<p><b>Greater Than 95% of Instructional Days</b> 33.4 %</p>	<p><b>90-95% of Instructional Days</b> 22.2 %</p>
<p><b>All Students: 320 Students</b></p> <p style="text-align: center;"><b>Score: 55.6 %</b></p>  <p>2021-2022 Target: 82.3 % -26.7 pts from target</p> <p>2025-2026 Goal: 94.0 % -38.4 pts from target</p> <p><b>NOT MEETING</b> no data prior year</p>	<p style="text-align: center;"><b>Additional Metrics</b></p>	
	<p style="text-align: center;"><b>7.7%</b></p> <p style="text-align: center;"><i>% of Teachers Attending at Least 95% of Work Days (Cumulative)</i></p> <p style="text-align: center;"><b>Insufficient Sample</b></p> <p style="text-align: center;"><i>% of Teachers Receiving a Proficient MMS Rating</i></p>	<p style="text-align: center;"><b>17.4%</b></p> <p style="text-align: center;"><i>Teacher Annual Retention</i></p> <p style="text-align: center;"><b>Insufficient Sample</b></p> <p style="text-align: center;"><i>% of Teachers Receiving a Distinguished MMS Rating</i></p>

- Meeting Target
- Not Meeting Target

# Climate, Culture & Opportunity

## Guardrail 2 - Enriching and Well-rounded School Experiences

## Guardrail 3 - Partnering with Parents / Family Members

School Code | 7730 School Name | Roberto Clemente School

**Guardrail 2:** Every student will have a well-rounded education with co-curricular opportunities, including arts and athletics, integrated into the school experience.

**Guardrail 3:** Every parent and guardian will be welcomed and encouraged to be partners in their child's school community.

### % of Students Participating in Visual / Performing Arts

*% of Students  
Participating in Visual /  
Performing Arts*

**100.0 %**

*204 out of 204 students*

### School Relationship Score

**Score: 8.4**



**2021-2022 Target: 8.0**

*0.4 pts above target*

**MEETING  
2026 GOAL**

no data prior year



### Additional Metrics



**Yes**

*School Has a SAC/Parent Advisory Group*



**Yes**

*School Has a SAC/Parent Advisory Group That Meets Regularly*



**4**

*Number of SAC/Parent Advisory Group Meetings*

● Meeting Target

● Not Meeting Target

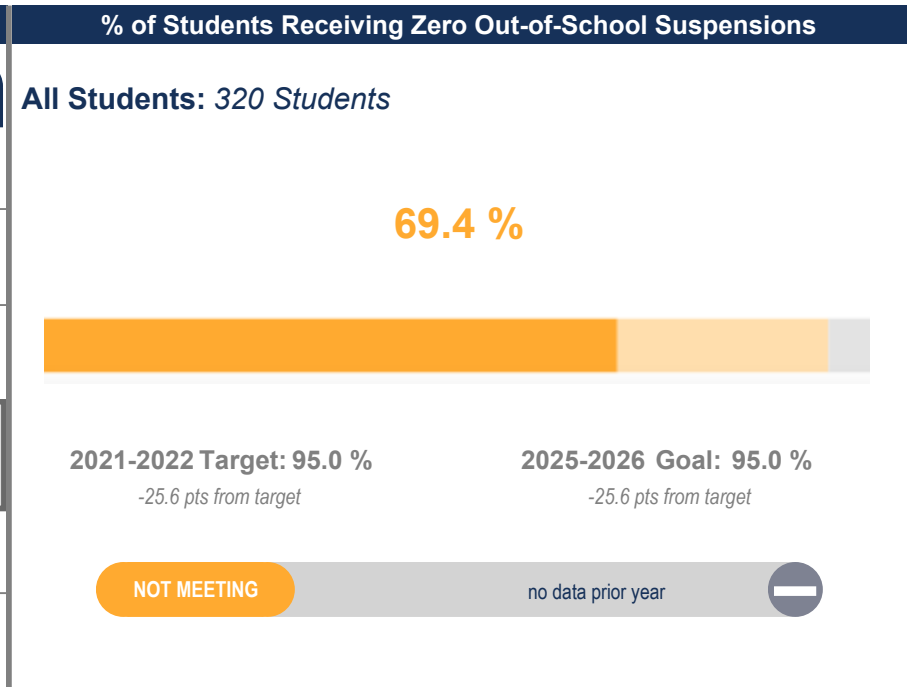
# Climate, Culture & Opportunity

## Guardrail 4 - Addressing Racist Practices

School Code | 7730 School Name | Roberto Clemente School

**Guardrail 4:** Our students' potential will not be limited by practices that perpetuate systemic racism and hinder student achievement.

Suspension Disproportionality		
	% of Enrollment (Total Enrollment)	% of Suspensions Given to Each Subgroup
All Students	(259)	
American Indian / Alaskan Native	0.0 % (0)	0.0 %
Asian	1.5 % (4)	0.0 %
Black / African American	39.4 % (102)	43.2 %
Hispanic / Latino	54.8 % (142)	55.8 %
Multi Racial / Other	3.9 % (10)	1.0 %
Native Hawaiian / Pacific Islander	0.0 % (0)	0.0 %
White	0.4 % (1)	0.0 %
English Learners	23.6 % (61)	16.1 %
Students with IEPs	24.3 % (63)	29.6 %
Economically Disadvantaged	90.0 % (233)	93.0 %



### % of Students Qualified to Attend Criteria-Based High Schools

All Students	Black / African American	Hispanic / Latino
64.9 %	65.5 %	62.2 %

- Meeting Target
- Not Meeting Target